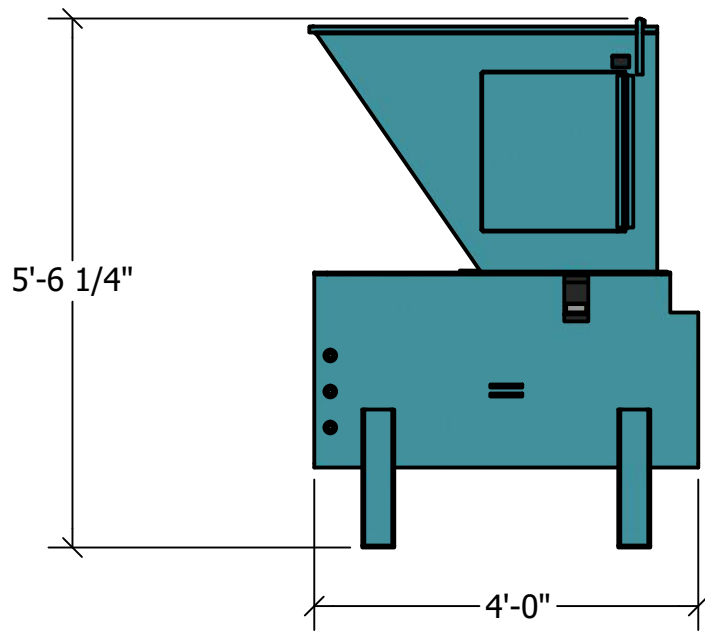
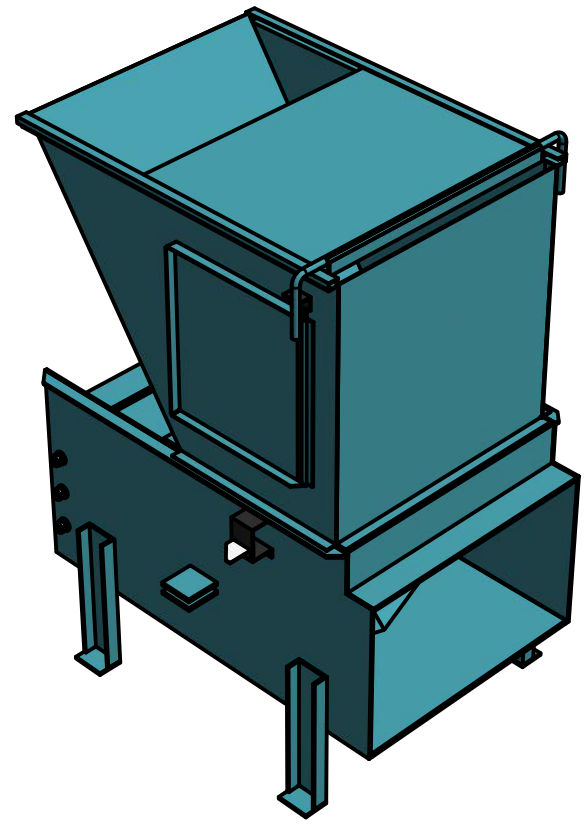
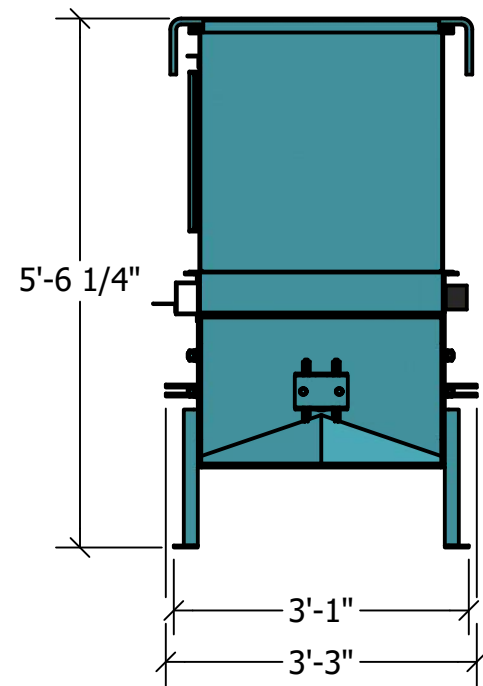


**Plan View**



**Front Elevation**



**Side Elevation**

**GENERAL INFORMATION:**

<b>Weight</b>	1,160 lbs.
<b>Height</b>	67 inches
<b>Width</b>	39 inches (overall)
<b>Length</b>	48 inches
<b>Chamber Size</b>	14,580 cubic inches
<b>Operating Capacity</b>	75 cubic yards per hour
<b>Operating Density</b>	450 to 750 lbs. per cubic yard (adjustable)
<b>Chassis</b>	1/4-inch steel plate
<b>Reducing Cone</b>	3/8-inch steel plate (bolted to chassis)
<b>Hopper</b>	11-gauge steel, 1/4-inch impact plate
<b>Cylinder</b>	4-inch bore, 24-inch stroke, 2-inch rod
<b>Container</b>	Front Loading or Rear Loading
<b>Fire Protection</b>	thermal head in compactor hopper
<b>Cycle Time</b>	15 seconds
<b>Ram Force</b>	Normal - 58 P.S.I. / Max - 70 P.S.I.
<b>Packing Force</b>	Normal - 31,416 lbs. / Max - 37,699 lbs.

**HYDRAULIC POWER UNIT:**

<b>Hydraulic Pump</b>	11 GPM, energy saving, duplex, HI-LO
<b>Motor</b>	<input type="checkbox"/> 3 H.P.
<b>Maximum Operating Pressure</b>	3000 P.S.I.
<b>Relief Valve</b>	set at 2500 P.S.I. (adjustable to 3000 P.S.I.)
<b>Directional Valve</b>	solenoid operated
<b>Unload Valve</b>	set at 500 P.S.I.
<b>Reservoir Oil Tank</b>	10 gallons

**ELECTRICAL SERVICE:**

<b>Requirements</b>	<input type="checkbox"/> 208/220 volts, 3 phase, 30 amps., 60 hz., 4 wire
---------------------	---

THESE DRAWINGS AND SPECIFICATIONS ARE THE PROPERTY OF PREMIER COMPACTION SYSTEMS, LLC. AND SHALL NOT BE REPRODUCED OR COPIED OR USED AS THE BASIS FOR THE MANUFACTURE OR SALE OF APPARATUS WITHOUT PERMISSION. \*\*\*DO NOT DUPLICATE\*\*\*

1ST SUBMITTAL		
RESUBMITTAL		
RELEASED FOR FAB.		

Job:			
Customer:			
Address:			
City:			
State:			
P.O. Number	Job Number		

TITLE			
Premier Compaction Systems			
SIZE	DWG NO	REV	
B	PCS Model 350 MINI	2.0	
SCALE	SHEET		OF
NTS	1		2

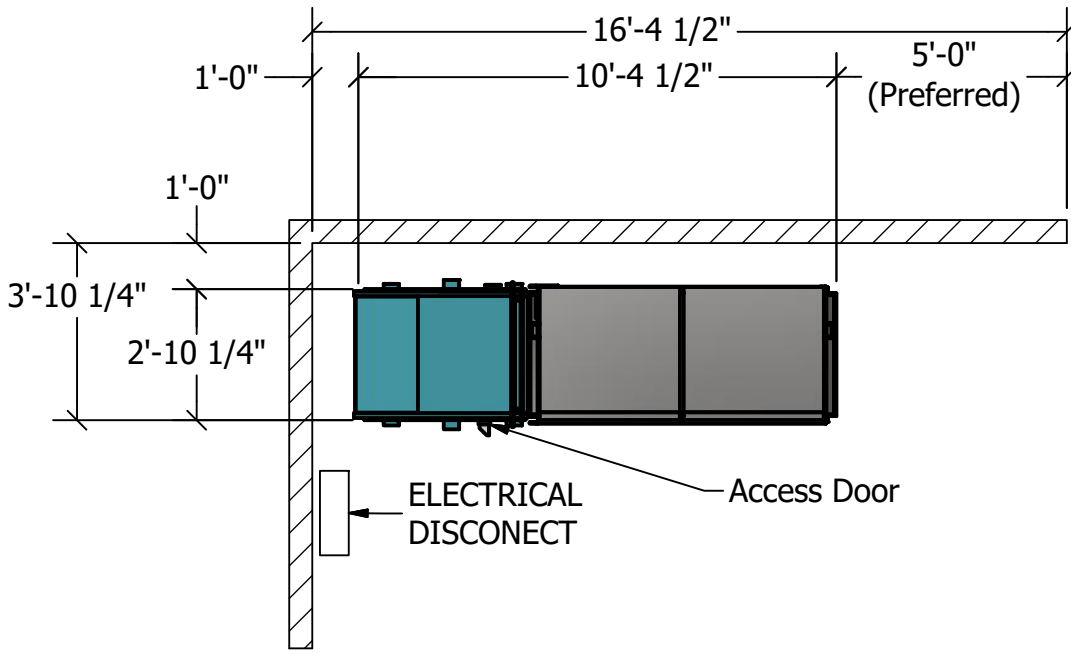
4

3

2

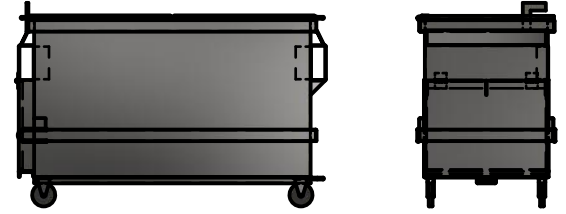
1

Option #1 (Left Hand)

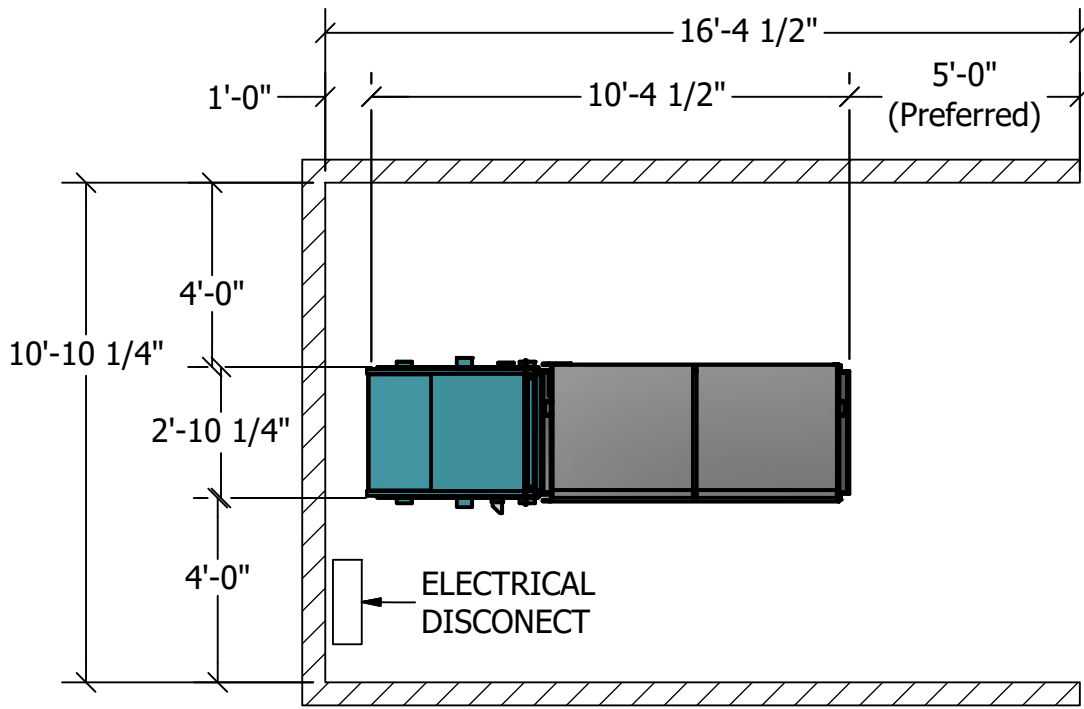


**Container Options**

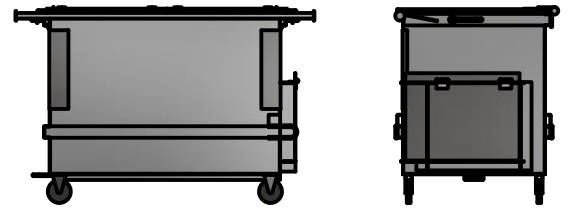
Front Load Container



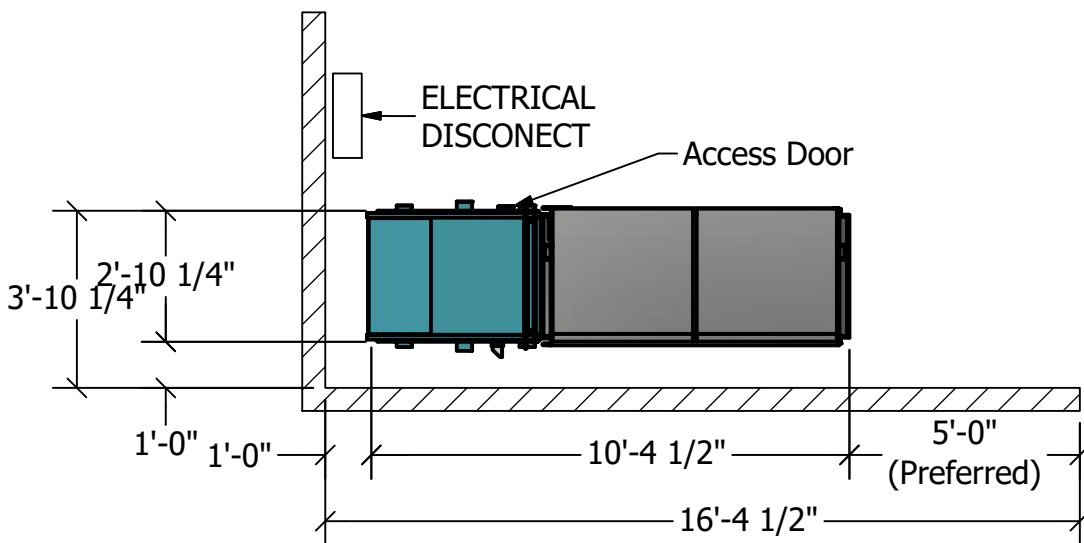
Option #2 (Center Machine)



Rear Load Container



Option #3 (Right Hand)



THESE DRAWINGS AND SPECIFICATIONS ARE THE PROPERTY OF  
 PREMIER COMPACTION SYSTEMS, LLC.  
 AND SHALL NOT BE REPRODUCED OR COPIED OR USED AS THE  
 BASIS FOR THE MANUFACTURE OR SALE OF APPARATUS  
 WITHOUT PERMISSION.  
 \*\*\*DO NOT DUPLICATE\*\*\*



TITLE		
Premier Compaction Systems		
SIZE B	DWG NO PCS Model 350 MINI	REV 2.0
SCALE NTS	SHEET 2 OF 2	

4

3

2

1

B

B

A

A

